

GOKb Technical Update

WOLFcon 2024

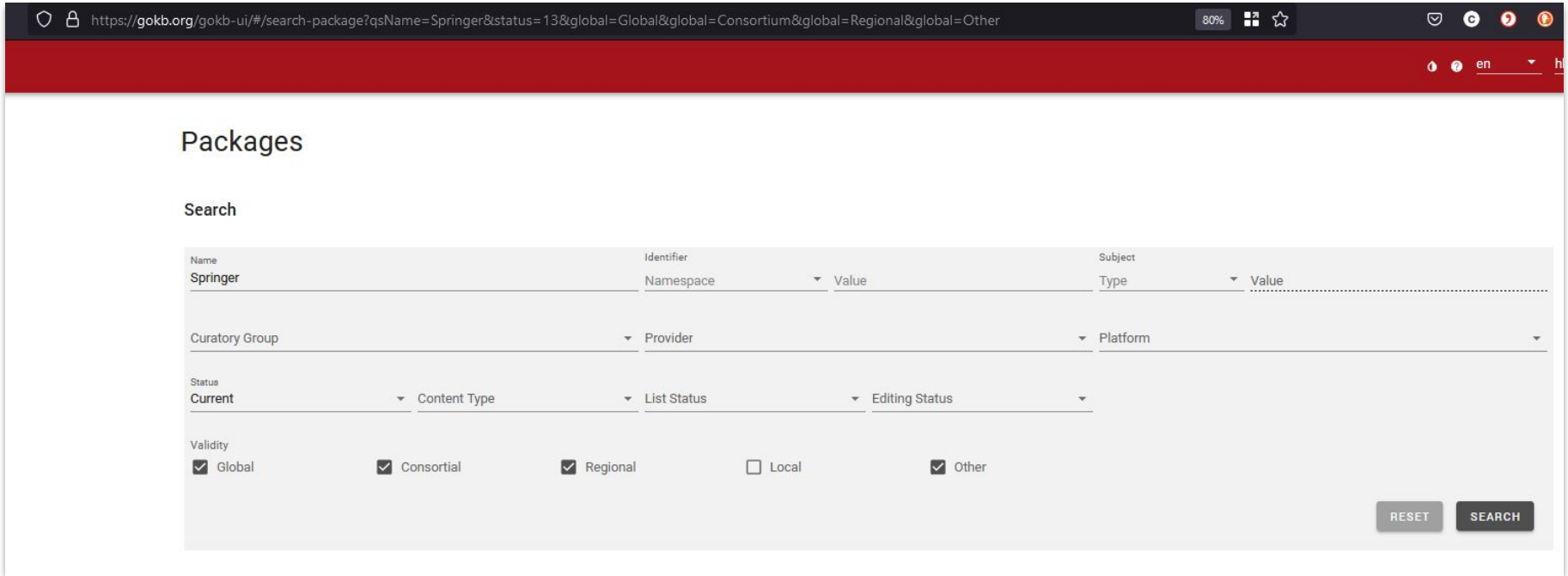
Moritz Horn

Common Library Network (VZG)

Parameterised URLs & Dedicated views

- ❖ New dedicated views for package titles & reviews
- ❖ Dynamic URL query parameters based on search filters, tab selection

Query parameters - Search Filters

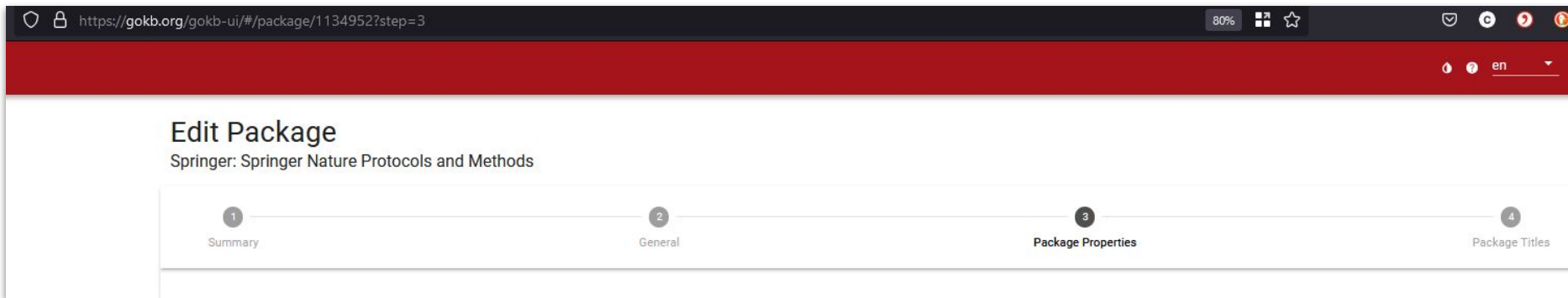


The screenshot shows a web browser window with the URL `https://gokb.org/gokb-ui/#/search-package?qsName=Springer&status=13&global=Global&global=Consortium&global=Regional&global=Other`. The page title is "Packages". Below the title is a "Search" section with several filter groups:

- Name:** A text input field containing "Springer".
- Identifier:** A dropdown menu with "Namespace" selected, followed by a "Value" input field.
- Subject:** A dropdown menu with "Type" selected, followed by a "Value" input field.
- Curatory Group:** A dropdown menu.
- Provider:** A dropdown menu.
- Platform:** A dropdown menu.
- Status:** A dropdown menu with "Current" selected.
- Content Type:** A dropdown menu.
- List Status:** A dropdown menu.
- Editing Status:** A dropdown menu.
- Validity:** A group of checkboxes: "Global" (checked), "Consortial" (checked), "Regional" (checked), "Local" (unchecked), and "Other" (checked).

At the bottom right of the search filters are two buttons: "RESET" and "SEARCH".

Query parameters - Selected Package Tab



Dedicated views for package titles

- ❖ the standalone view of a package title is displayed via the “Open full view” button

The screenshot shows a web form titled "Edit Package Title - Database". The form is divided into several sections:

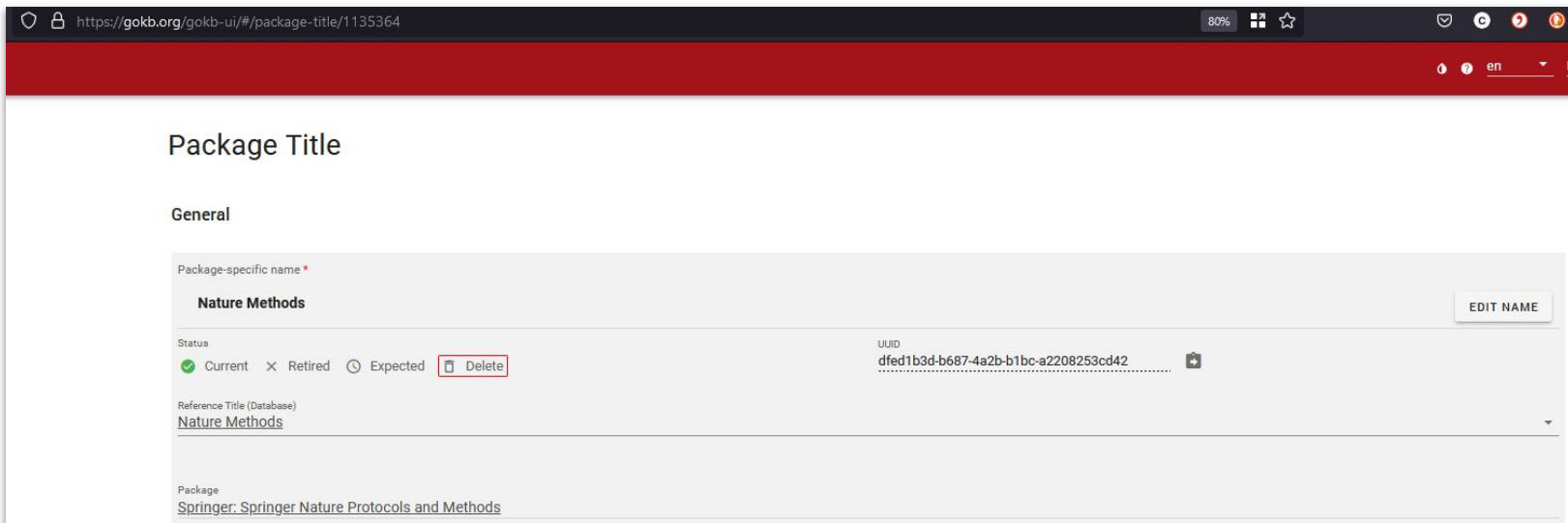
- General**:
 - Package-specific name: Nature Methods (with an EDIT NAME button)
 - Status: Current (selected), Retired, Expected, Delete (button)
 - UUID: dfed1b3d-b687-4a2b-b1bc-a2208253cd42
 - Reference Title: Nature Methods
 - Package: Springer: Springer Nature Protocols and Methods
- Access**:
 - Platform: Springer Nature Experiments
 - Access Start Date, Access End Date, Access Type: Paid
 - Access URL: https://experiments.springernature.com/
- Identifiers**:
 - Buttons: + ADD, DELETE
 - Table:

<input type="checkbox"/>	Namespace	Value	<input type="checkbox"/>
<input type="checkbox"/>	ZDB-ID	2163081-1	<input type="checkbox"/>
<input type="checkbox"/>	e-ISSN	1548-7195	<input type="checkbox"/>
<input type="checkbox"/>	p-ISSN	1548-7091	<input type="checkbox"/>

At the bottom of the form, there are buttons for "OPEN FULL VIEW" (with a red arrow pointing to it), "CANCEL", and "UPDATE".

Dedicated views - package titles

- ❖ a new tab opens in the browser window



Integration of (DDC) subject categories

Edit Package

Columbia University : Columbia International Affairs Online : NL

The screenshot shows the 'Edit Package' interface for 'Columbia University : Columbia International Affairs Online : NL'. The interface is divided into four tabs: Summary, General, Package Properties, and Package Titles. The 'General' tab is active, showing fields for Scope (Front File), Content Type (Journal), Editing Status (In Progress), and List Status (Checked). Below these are radio buttons for Validity (Global, Consortial, Regional, Other, Local) and checkboxes for Content consistency and fixation. An 'Identifiers' section contains a table with columns for Namespace and Value, listing EZB Collection ID (EZB-NALJM-00514) and ISIL (ZDB-1-CIA). A 'Subjects' section is currently empty. A red 'Add Subject' dialog box is open, showing a dropdown menu for 'DDC' with a list of subject categories: 0 - Computer science, information & general ...; 1 - Knowledge; 2 - The book; 3 - Systems; 4 - Data processing & computer science; 5 - Computer programming, programs & data.

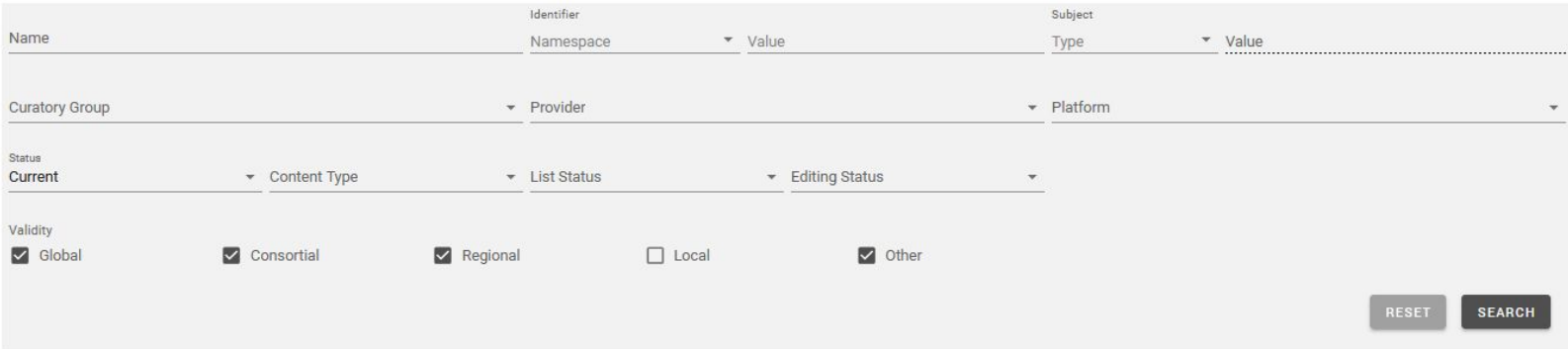
- ❖ Top level DDC notations can be linked at the package and title level
- ❖ Automated linkage via lookup of external sources (ZDB)

Integration of DDC subject categories

❖ Search by notation/label

Packages

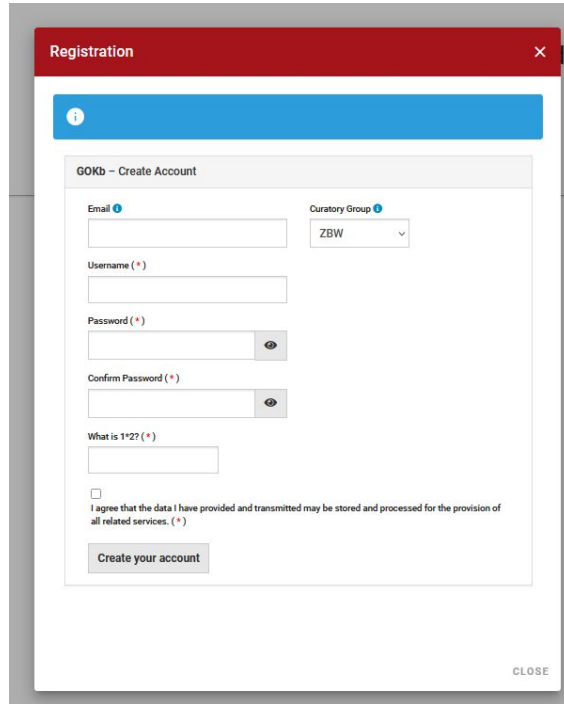
Search



Name	Identifier	Value	Subject	Value
	Namespace		Type	
Curatory Group	Provider	Platform		
Status	Content Type	List Status	Editing Status	
Current				
Validity	<input checked="" type="checkbox"/> Global	<input checked="" type="checkbox"/> Consortial	<input checked="" type="checkbox"/> Regional	<input type="checkbox"/> Local
			<input checked="" type="checkbox"/> Other	

RESET SEARCH

User Management



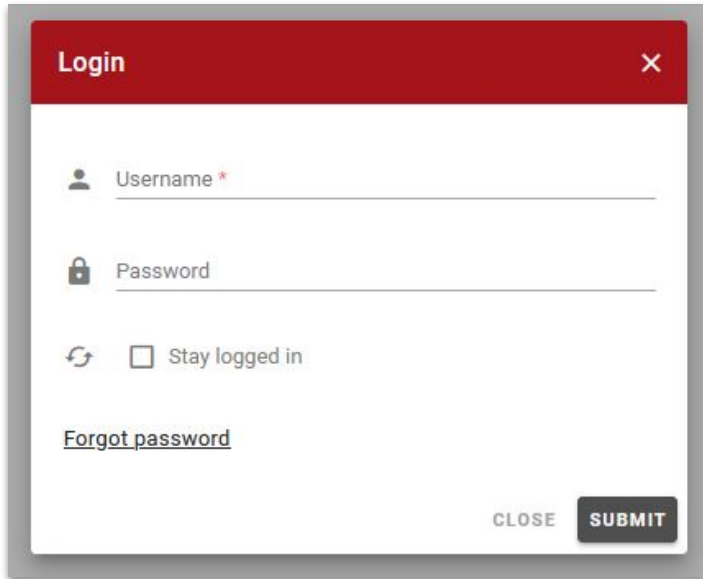
The image shows a web browser window titled "Registration" with a close button (X) in the top right corner. Below the title bar is a blue information icon (i) in a blue bar. The main content area is titled "GOKb - Create Account" and contains the following fields and elements:

- Email**: A text input field with a blue information icon (i) to its left.
- Curatory Group**: A dropdown menu with "ZBW" selected and a blue information icon (i) to its left.
- Username (*)**: A text input field with a red asterisk (*) indicating it is required.
- Password (*)**: A text input field with a red asterisk (*) and a toggle icon (eye) to its right.
- Confirm Password (*)**: A text input field with a red asterisk (*) and a toggle icon (eye) to its right.
- What is 1+2? (*)**: A text input field with a red asterisk (*) and a red asterisk (*) indicating it is required.
- : A checkbox located below the "What is 1+2?" field.
- I agree that the data I have provided and transmitted may be stored and processed for the provision of all related services. (*): A line of small text with a red asterisk (*) indicating it is required.
- Create your account**: A button located at the bottom of the form.
- CLOSE**: A text label located at the bottom right of the window.

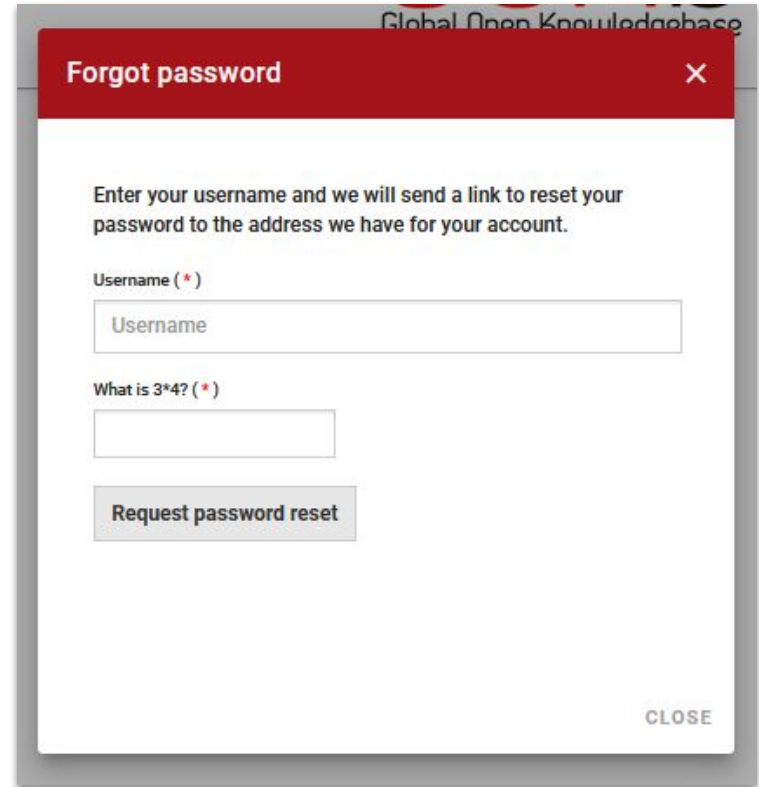
- ❖ Users can choose their Curatory Group at registration
- ❖ Email notification workflow for admins & new users

User Management

❖ forgot password link



The screenshot shows a 'Login' dialog box with a red header and a close button (X). It contains two input fields: 'Username *' with a person icon and 'Password' with a lock icon. Below these is a checkbox labeled 'Stay logged in' with a refresh icon. At the bottom left is a link for '[Forgot password](#)'. At the bottom right are 'CLOSE' and 'SUBMIT' buttons.



The screenshot shows a 'Forgot password' dialog box with a red header and a close button (X). It contains the text: 'Enter your username and we will send a link to reset your password to the address we have for your account.' Below this are two input fields: 'Username (*)' and 'What is 3*4? (*)'. At the bottom is a 'Request password reset' button and a 'CLOSE' button.

User Management

❖ better workflows for user activation

Edit User

General

Username *
User1

E-Mail
test1@test.de

Preferred Language
en

Active Locked

Roles + ADD DELETED

<input type="checkbox"/>	Role
No Entries	

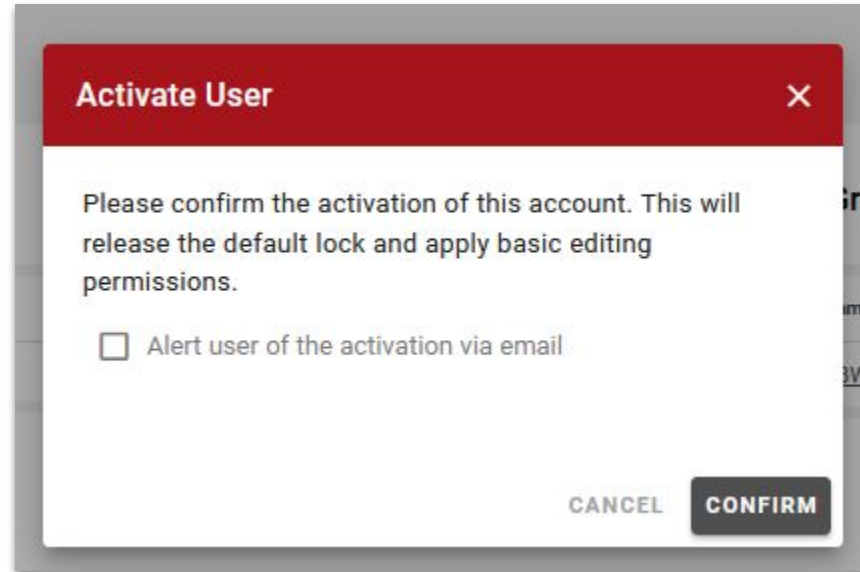
Curatory Groups 1 ^ + ADD REMOVE

<input type="checkbox"/>	Name
<input type="checkbox"/>	ZBW

DELETE PROFILE RESET ACTIVATE UPDATE

User Management

- ❖ alert users via email



User Management

❖ automatic filling and activation

Edit User

General

Username *
User1

E-Mail
test1@test.de

Preferred Language
en

Active Locked

Roles + ADD DELETE

<input type="checkbox"/>	Role
<input type="checkbox"/>	Contributor
<input type="checkbox"/>	Editor
<input type="checkbox"/>	User

Curatory Groups 1 ^ + ADD REMOVE

<input type="checkbox"/>	Name
<input type="checkbox"/>	ZBW

DELETE PROFILE RESET UPDATE

UI: Vue/Vuetify 3 Migration

- ❖ Switch from Webpack to Vite
- ❖ Sweeping API changes for all Vuetify components
 - Some direct improvements
 - A lot of small changes
 - A few annoying workarounds
 - Great opportunity to find & fix old bugs

API changes

- ❖ Opensearch
 - Added reference title ID info to package title records
 - Added linked subject lists